



Ultimate Heritage Casement Windows Technical Specification

JohnFREDERICKS

MANUFACTURERS OF

theultimate[®]
collection

PVC-u Profile

- Rustique 70mm ovolo outer frame with System 10 rebated bevelled sash (knifed off welded corner joints)
- Option of Rustique ovolo outer frame with flush sash
- Option of **GENUS** traditional timber look joints
- Standard outer frame 56mm high / optional 72mm
- Mechanical joints to transoms and mullions
- Fitted with dummy sashes as standard
- Steel reinforced to manufacturers specification
- Variable bay poles available plus standard 90°
- Mitred internal ovolo beads

French Casement Options

- Heritage rebated French casement with 66mm ovolo floating mullion
- Heritage flush welded casement with 70mm Ovolo floating mullion
- **GENUS** mechanical flush sash with 70mm Ovolo floating mullion

Colours

- Scan QR code to see our extensive colour range
- Sprayed to RAL colour of choice



Handles

- Standard – White key locking handle
- Optional colours – Black, Chrome, Gold, Graphite, Bronze, Antique Black, Satin
- Monkey Tail or Tear Drop handles available in Antique Black, Chrome, Gold, Graphite
- False peg stays to match Monkey Tail or Tear Drop handles available in Antique Black, Chrome, Gold, Graphite

Locking and Hinge System

- Shootbolt-espag. 2 bidirectional cams, 2 or 4 roller cams (dependant on sash size), 2 shootbolt locks
- 2 metal anti-jemmy hinge bolts
- Yale high security fire escape/easy-clean hinges fitted as standard to all side-opening windows
- Optional Tristay fire escape/easy-clean hinge with built in restrictor
- Optional Mega Hinge (used for triple glazed side hung sashes or extra wide sashes up to 900mm – maximum weight limits apply)

Glass Unit Options

- Standard 28mm double glazed to U value 1.4
- Optional 36mm (32mm for flush welded) triple Glazed to U value 1.1 (rebated/bevelled bead only)
- Black warm edge spacer bar
- Optional White or Grey warm edge spacer bar

Glazing Options

- Clear or patterned glass
- Range of lead lite patterns
- Internal 18mm or 25mm Georgian bar
- Ali-lock clip on Georgian bar inside and out (Ovolo internal. Bevelled external.)

Ventilation

- When specified 2500/4000 trickle vents can be fitted to the top of the window opener or top of large outer frame (for rebated sash) and top of outerframe only (for flush sash)
- Optional concealed trickle ventilation canopy (ventilators to top of outer frame only)

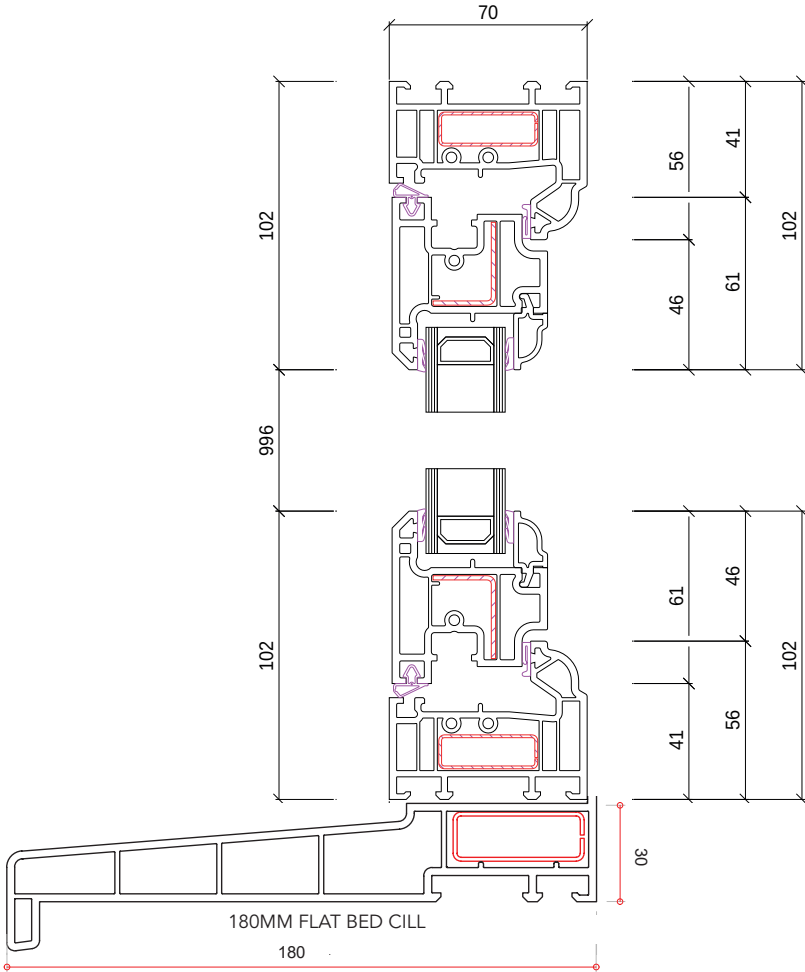
Accreditations

- BS6375 Weather performance
- PAS24 Enhanced Security KM 36015

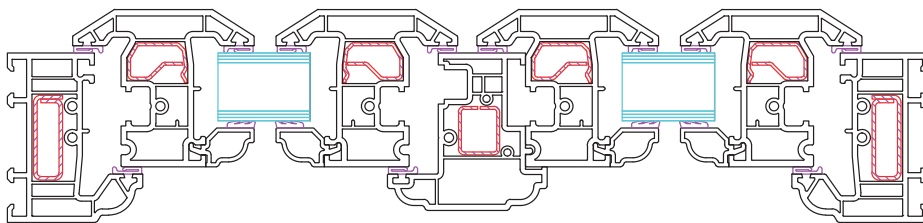
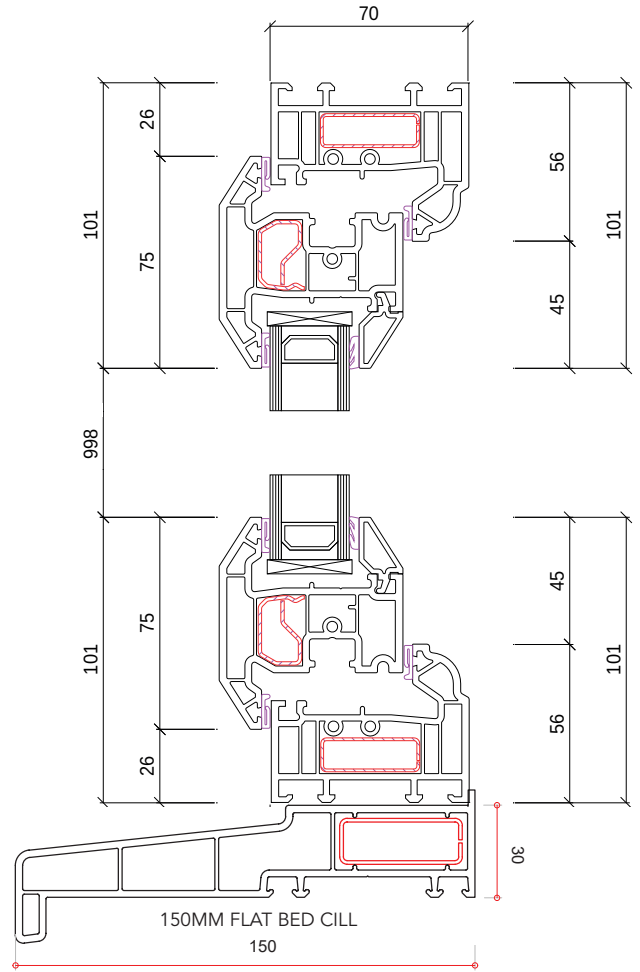
ULTIMATE HERITAGE CASEMENT WINDOWS - TYPICAL SECTIONS

Outward opening internally beaded | Bevelled External Ovolo Internal | All measurements in mm

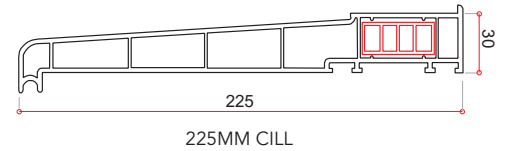
RUSTIQUE O/F WITH FLUSH SASH



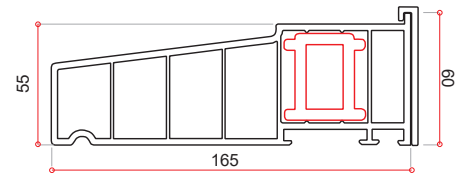
RUSTIQUE O/F WITH BEVELLED SASH



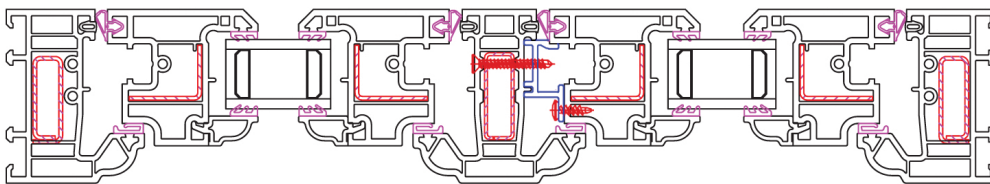
HERITAGE REBATED FRENCH CASEMENT WINDOW HORIZONTAL CROSS SECTION



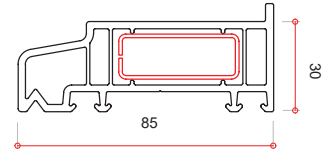
225MM CILL



165MM RADLINGTON TIMBER LOOK CILL



HERITAGE FLUSH FRENCH CASEMENT WINDOW HORIZONTAL CROSS SECTION



85MM FLAT BED CILL

Side Hung Sash max width (Mull-Mull) 650mm

Top Hung Sash max width (Mull-Mull) 1450mm

Side Hung Sash max height (Mull-Mull) 1450mm

Top Hung Sash max height (Mull-Mull) 1050mm

Note:- Max/Min Sizes will reduce for flush sash option

Minimum Fanlight depth (O/Frame-Trans) 329mm

Weight Restrictions

Standard hinges will be changed for heavy duty hinges when the weight of the sash exceeds the limitations of standard hinges.

Using Heavy Duty Hinges

Top Opener Max 1450mm wide x 1550mm high (50kgs)
Side opener Max 750mm wide x 1450mm high (24kgs)
(Side Opener Max 900mm wide using DGS Mega Hinge)