



Ultimate Bespoke PVC-u Entrance Doors Technical Specification

JohnFREDERICKS

MANUFACTURERS OF

theultimate[®]
collection

The Ultimate Bespoke PVC-u Entrance Door Collection enables consumers to build their own door. 25 door styles that can include a combination of any glass and/or infill panels to ensure the property maintains its traditional or contemporary look. The doors are available in a selection of woodgrain and coloured foil finishes, and in addition can be spray painted in any RAL colour in order to meet customers' individual requirements.

PVC-u Profile

- Halo Rustique ovolo or System 10 bevelled 70mm
- Option of Heritage style (Rustique outer frame with System 10 door sash and ovolo internal beads)
- Option of **GENUS** traditional timber look joints (Heritage only)
- Standard outer frame 72mm high
- Mechanically jointed midrail/transoms/mullions. Optional welded midrails.
- Standard 116mm midrail
- Optional deep featured midrails: 195mm single section (Heritage only) or 168mm dual section
- Steel reinforced to manufacturers specification
- Mitred internal ovolo/bevelled beads (shorter beads will be over scribed as standard)

Colours

- Scan QR code to see our extensive colour range



Painting

- Doors can be spray painted using a 3 coat Kolorbond, a specialist paint for coating PVC-u material. Infill panels are also painted thus creating a solid timber door appearance. Please note: it is technically not possible to spray gaskets due to invalidating Halo's warranty. Spraying is not available on smooth PVC-u.

Handles

Standard – White lever/lever handle (optional colours available - Black, Chrome, Gold, Graphite, Bronze, Antique Black, Satin, Rose, Pewter)

Additional Handle & Furniture Options

- Swan Neck lever/lever handle available all colour options
- Lever/Pad handle available all colour options
- Noble handle - Pewter & Forged Black
- Monkey Tail handle - Pewter & Forged Black
- Regal Handle - Pewter & Forged Black
- Letterbox / Urn Knocker / Ring Knocker available in all handle colour options (Ring Knocker not available in Satin finish but is available in Forged Black)
- Architectural Letterbox - (for 168mm or 195mm midrail only) - Gold, Chrome, Graphite, Bronze, Antique Black, Pewter, Forged Black
- Heritage Letterbox (for 168mm or 195mm midrail only) - Gold, Chrome, Graphite, Antique Black
- Spire Knocker - Pewter & Forged Black
- Austenitic Stainless Steel: letterbox, knocker and handles
- Austenitic Stainless Steel: off-set pull bar handle, 1800mm, 800mm & 400mm

Locking System

- Single doors – Yale Mantis 12/14 lock points (dependent on height)
- Shootbolts included as standard
- Yale 3 star cylinder
- Single doors – Optional Maco Varia Slam-shut door lock with townhouse position key cylinder, internal/external finger pulls, 3 star thumbturn cylinder
- Double doors – Yale Mantis 12/14 lock points (dependent on height) with shoot bolts fitted to slave and master door as standard
- Yale 3 star keyed alike cylinders
- Panic bars available upon request

Hinges

- 3 x Mila Evolution blag hinges - available in Polished Gold, Polished Chrome, Smokey Chrome, Smooth Satin Chrome, White, Black, Light Oak, Brown, Anthracite, Agate Grey, French Grey, Ice Cream.
- Optional 3 x Mila Ideal butt (pencil) hinges (Heritage doors only) - available in White, Chrome, Black
- Optional - 2 x anti-jemmy hinge bolts available on hinge side
- Optional 90° door restrictor

Glass Unit Options

- Standard 28mm double glazed toughened glass
- Optional 36mm triple Glazed toughened glass (bevelled bead only)
- Black warm edge spacer bar
- Optional White or Grey warm edge spacer bar

Glazing Options

- Clear or patterned glass
- Range of lead lite patterns
- Internal 18mm or 25mm Georgian bar
- Ali-lock clip on Georgian bar inside and out (bevelled or ovolo or a mixture of both based on sash/bead selection.)
- Wide range of colour matched flat/shiplap Panels (MDF reinforced)

Ventilation

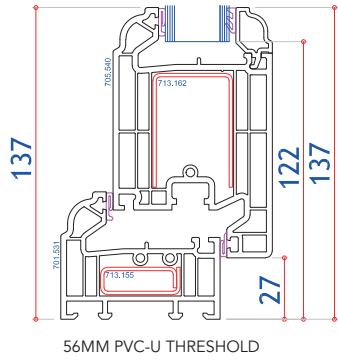
- When specified 2500/4000 trickle vents can be fitted to the top of the door opener or top of large outer frame
- Optional concealed trickle ventilation canopy (ventilators to top of outer frame only)

Accreditations

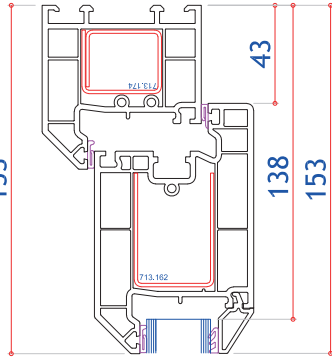
- PAS23 Weather Performance KM 590739
- PAS24 Enhanced Security KM 590739
- Secured By Design – available where requested as an option

ULTIMATE BESPOKE PVC-U ENTRANCE DOORS - TYPICAL SECTIONS

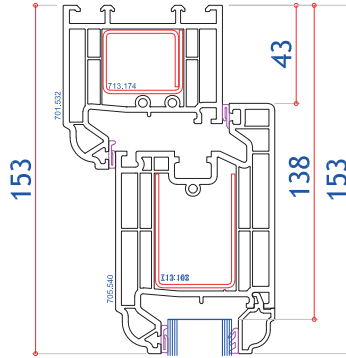
Doors can be Inward or Outward Opening
Sections shown inward opening | All measurements in mm



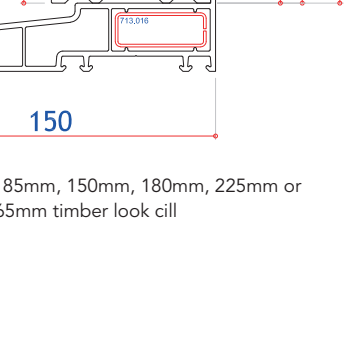
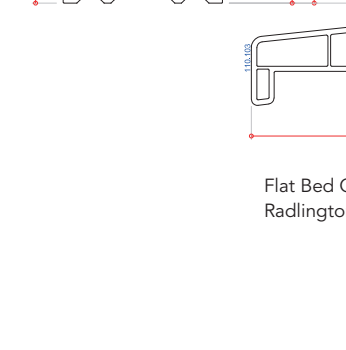
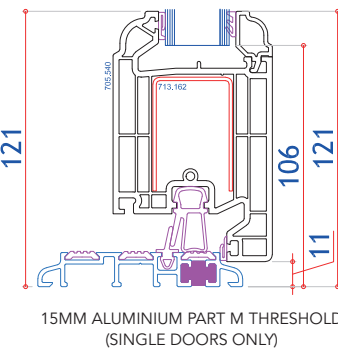
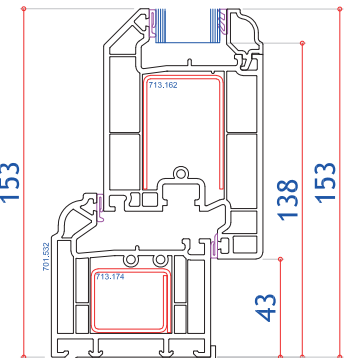
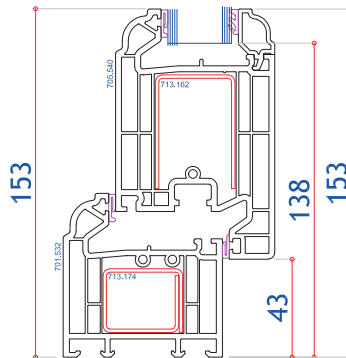
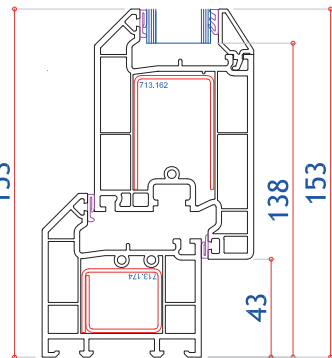
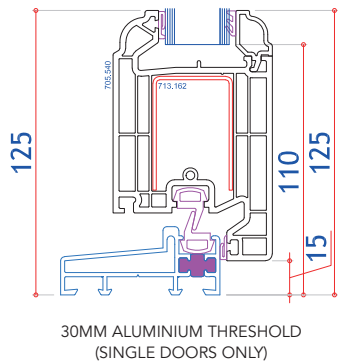
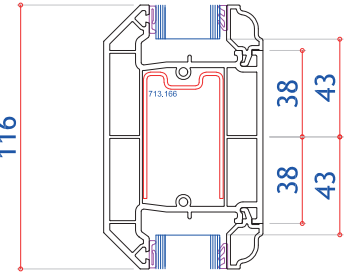
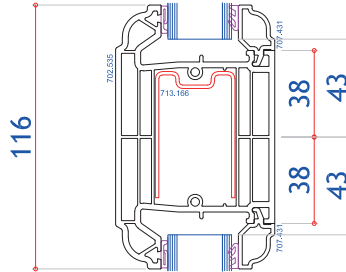
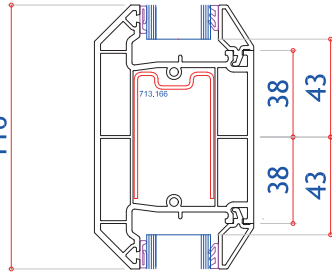
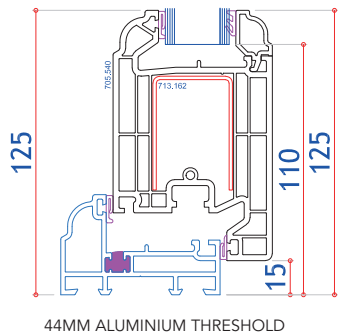
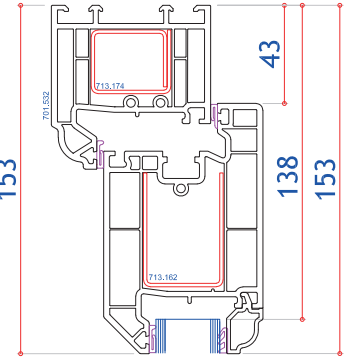
System 10 Bevelled Door Assembly
(Fully Bevelled)



Rustique Ovolo Door Assembly
(Fully Ovolo)



Heritage Style Door Assembly
(Ovolo O/F with bevelled door sash)



Flat Bed Cills 85mm, 150mm, 180mm, 225mm or Radlington 165mm timber look cill

Minimum single door width 550

Maximum single door width 1150

Min door width to fit letter plate 645
(620 if made together with SL)

Min SL width to fit letter plate 479
(454 if made together with door)

Max door height excluding cill 2200

Minimum door height excluding cill 1580
(72mm threshold, before lock alteration necessary)

ULTIMATE BESPOKE PVC-U ENTRANCE DOORS



Yeldham



Cornard



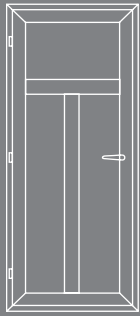
Melford



Sudbury



Newton



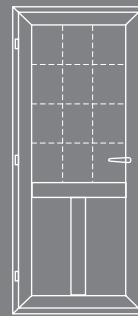
Kersey



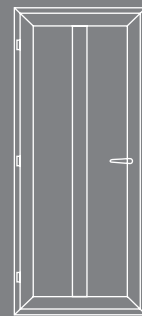
Ixworth



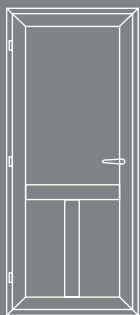
Ixworth 2



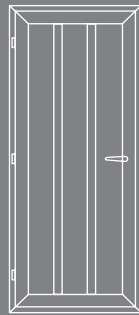
Boxford



Belchamp



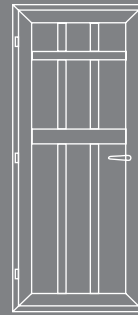
Pebmarsh




Hedingham



Gosfield



Assington




Depden



Lavenham



Hartest



Cavendish



Bures



Nayland



Colne



Brett



Polstead



Hadleigh



Stour