



Ultimate Bespoke PVC-u Entrance Doors Technical Specification

JohnFREDERICKS

MANUFACTURERS OF

theultimate[®]
collection

The Ultimate Bespoke PVC-u Entrance Door Collection enables consumers to build their own door. 25 door styles that can include a combination of any glass and/or infill panels to ensure the property maintains its traditional or contemporary look. The doors are available in a selection of woodgrain and coloured foil finishes, and in addition can be spray painted in any RAL colour in order to meet customers' individual requirements (Spraying is not available on smooth PVC-u).

PVC-u Profile

- Halo Rustique Ovolo or System 10 Bevelled 70mm
- Option of Heritage style (Rustique O/F with System 10 Door Sash and Ovolo internal Beads)
- Standard outer frame 72mm high
- Mechanically jointed midrail/transoms/mullions. Optional welded midrails.
- Optional Deep Featured Midrail
- Steel reinforced to manufacturers specification
- Mitred internal ovolo/bevelled beads (shorter beads will be over scribed as standard)

System 10 Bevelled Door Finishes

- Smooth White
- White W/grain
- Rosewood
- Rosewood on Smooth White
- Cherrywood
- Cherrywood on Smooth White
- Irish Oak
- Irish Oak on Smooth White
- Ice Cream W/grain
- Ice Cream W/grain on Smooth White
- 7016 Grey W/grain
- 7016 Grey W/grain on Smooth White
- 7016 Grey W/grain on White W/grain
- 7016 Grey Smooth
- 7016 Grey Smooth on Smooth White
- 7015 Grey W/grain on Smooth White
- Chartwell Green W/grain on Smooth White
- Black W/grain on Smooth White
- Agate Grey 7038 W/grain on Smooth White
- French Grey 7032 W/grain on Smooth White

Rustique Ovolo Door Finishes

- Smooth White
- White W/grain
- Rosewood
- Rosewood on Smooth White
- Cherrywood
- Cherrywood on Smooth White
- Irish Oak
- Irish Oak on Smooth White
- Ice Cream W/grain
- Ice Cream W/grain on Smooth White
- 7016 Grey W/grain
- 7016 Grey W/grain on Smooth White
- 7015 Grey W/grain on Smooth White
- Chartwell Green W/grain on Smooth White
- Black W/grain on Smooth White

Heritage Door Finishes (Rustique Ovolo Frame with System 10 Bevelled Sash)

- Smooth White
- White W/grain
- Irish Oak
- Irish Oak on Smooth White
- Ice Cream 9001 W/grain
- Ice Cream 9001 on Smooth White
- Ice Cream 9001 W/grain on White W/grain
- Ivory 1015 W/grain on White W/grain
- Agate Grey 7038 W/grain on White W/Grain
- French Grey 7032 W/grain on White W/Grain
- Balmoral W/grain on White W/grain
- 7016 Grey W/grain
- 7016 Grey W/grain on Smooth White
- 7016 Grey W/grain on White W/grain
- 7015 Grey W/grain on Smooth White
- Chartwell Green on Smooth White
- Black 8022 W/grain on Smooth White
- Black 8022 W/grain on White W/grain
- Rosewood
- Rosewood on Smooth White
- Rosewood on White W/grain
- Cherrywood
- Cherrywood on Smooth White

Painting

The doors can be spray painted using a 3 coat Kolorbond, a specialist paint for coating PVC-u material. Infill panels are also painted thus creating a solid timber door appearance. Please note;- it is technically not possible to spray gaskets due to invalidating Halo's warranty.

Handles

- Standard – White handle
- Optional Colours - Black, Chrome, Gold, Graphite, Bronze, Antique Black, Satin
- Optional Swan Neck Lever/Lever or Lever/Pad available all colour options

Additional Furniture Options

- Letterbox / Urn Knocker / Ring Knocker available in all handle colour options (Ring Knocker not available in Satin finish) Optional High Grade Austenitic Stainless Steel letterbox, knocker and handles

Locking System

- **Single Doors** – Yale Mantis 12/14 lock points (dependent on height)
- Shootbolts included as standard
- Yale 3 Star cylinder
- **Single Doors** – Optional Maco Varia Slam-shut Door Lock with Townhouse position key cylinder, internal/external finger pulls, 3 star thumbturn cylinder
- **Double Doors** – Yale Mantis 12/14 lock points (dependent on height) with shoot bolts fitted to slave and master door as standard
- Yale 3 Star keyed alike cylinders
- Panic bars available upon request

Hinges

- 3 x Mila Evolution Blag Hinges - available in Polished Gold, Polished Chrome, Smokey Chrome, Smooth Satin Chrome, White, Black, Light Oak, Brown, Anthracite, Agate Grey, French Grey, Ice Cream.
- Optional - 2 x Anti-jemmy hinge bolts available on hinge side
- Optional 90° door restrictor

Glass Unit Options

- Standard – 28mm Double Glazed Toughened Glass
- Black, White or Grey warm edge spacer bar

Glazing Options

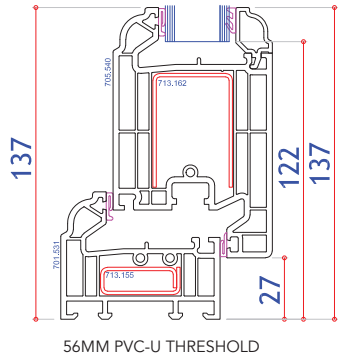
- Clear or patterned glass | range of lead lite patterns
- Internal 18mm or 25mm Georgian bar
- Bevelled Ali-lock clip-on Georgian bar inside and out (or ovolo to match beads)
- Wide range of colour matched ornamental ply reinforced door Panels

Accreditations

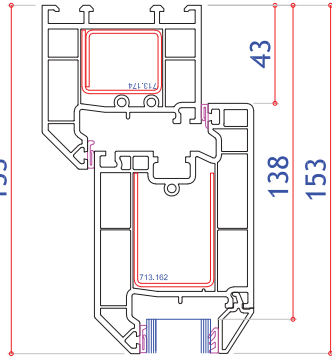
- PAS23 Weather Performance KM 590739
- PAS24 Enhanced Security KM 590739
- Secured By Design – available where requested as an option

ULTIMATE BESPOKE PVC-U ENTRANCE DOORS - TYPICAL SECTIONS

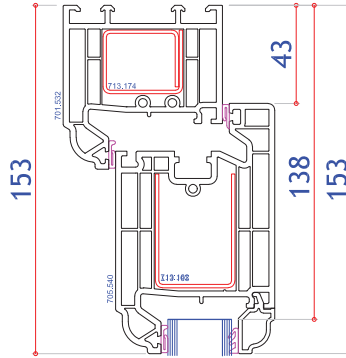
Doors can be Inward or Outward Opening
Sections shown inward opening | All measurements in mm



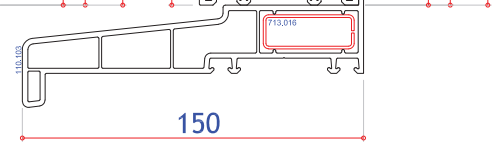
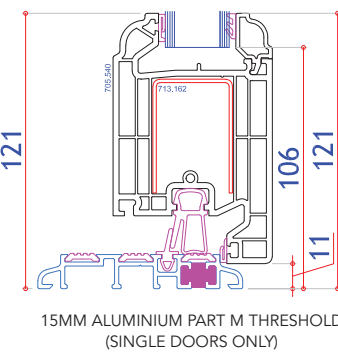
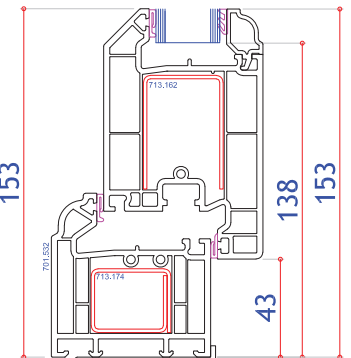
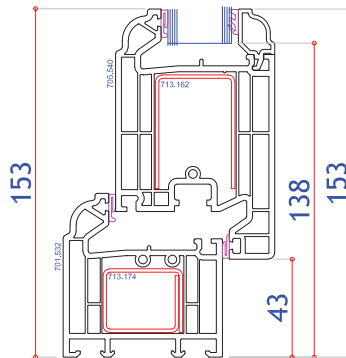
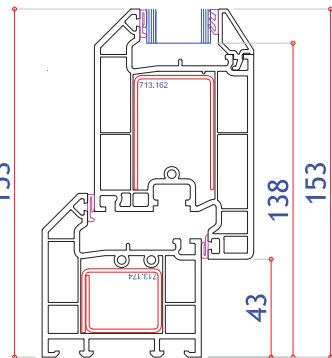
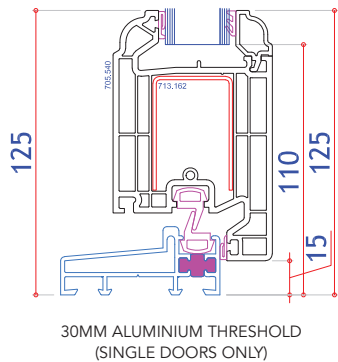
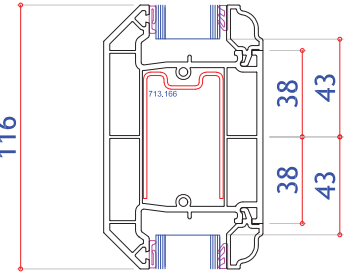
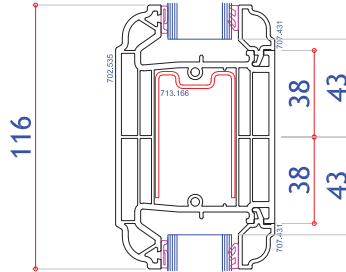
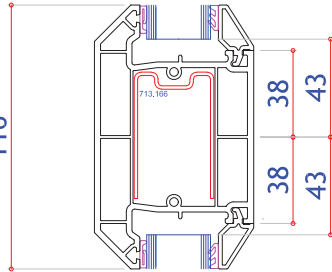
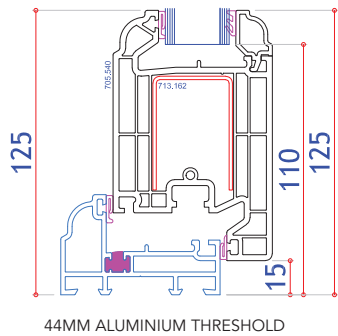
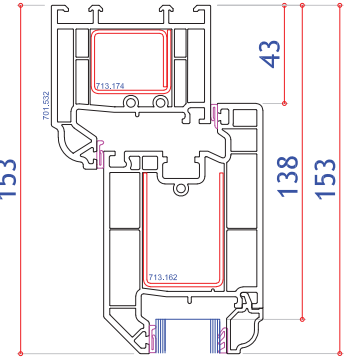
System 10 Bevelled Door Assembly
(Fully Bevelled)



Rustique Ovolo Door Assembly
(Fully Ovolo)



Heritage Style Door Assembly
(Ovolo O/F with bevelled door sash)



Flat Bed Cills 85mm, 150mm, 180mm, 225mm or Radlington 165mm timber look cill

Minimum single door width 550

Maximum single door width 1150

Min door width to fit letter plate 645
(620 if made together with SL)

Min SL width to fit letter plate 479
(454 if made together with door)

Max door height excluding cill 2200

Minimum door height excluding cill 1771
(before lock alteration necessary)