



Ultimate System 10 Bevelled Casement Windows Technical Specification

JohnFREDERICKS

MANUFACTURERS OF

*the*ultimate
collection

PVC-u Profile

- Halo System 10 70mm bevelled
- Standard outer frame 56mm high / optional 72mm
- Full welded transoms and mullions
- Steel reinforced to manufacturers specification
- Variable bay poles available plus standard 90°, 135°, 150°
- Mitred internal bevelled beads (optional ovolo beads)

Colours

- Smooth White
- 7015 Grey W/grain on Smooth White
- 7016 Grey W/grain on Smooth White
- Rosewood
- Rosewood on Smooth White
- Cherrywood
- Cherrywood on Smooth White
- Sprayed to RAL colour of choice

Handles

- Standard – White Connoisseur key locking handle
- Optional Colours – Black, Chrome, Gold, Graphite, Bronze, Antique Black, Satin
- Monkey Tail or Tear Drop available in Antique Black, Chrome, Gold, Graphite
- False peg stays to match Monkey Tail or Tear Drop handles available in Antique Black, Chrome, Gold, Graphite
- Traditional Monkey Tail available in Antique Black
- Working peg stay to match the Traditional Monkey Tail available in Antique Black

Locking and Hinge System

- Maco shootbolt-espag. 2 bidirectional cams, 2 or 4 roller cams (dependant on sash size), 2 shootbolt locks, 2 metal anti-jemmy hinge bolts. High security fire escape/easy-clean hinges fitted as standard to all side-opening windows. Includes penny slot bolt for easy-clean release.
- Optional Tristay fire escape/easy-clean hinge with built in restrictor
- Optional Mega Hinge (used for triple glazed side hung sashes or extra wide sashes up to 900mm – maximum weight limits apply)

Glass Unit Options

- Standard – 28mm Double Glazed to U value 1.4
- (Black, White or Grey warm edge spacer bar)
- Optional 36mm Triple Glazed to U value 1.1 (bevelled bead only)

Glazing Options

- Clear or patterned glass | range of lead lite patterns
- Internal 18mm or 25mm Georgian bar
- Bevelled Ali-lock clip on Georgian bar inside and out (ovolo option)

Ventilation

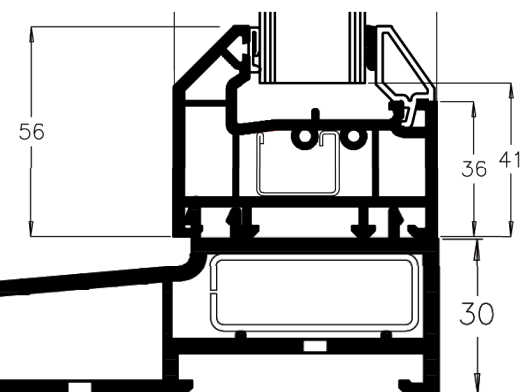
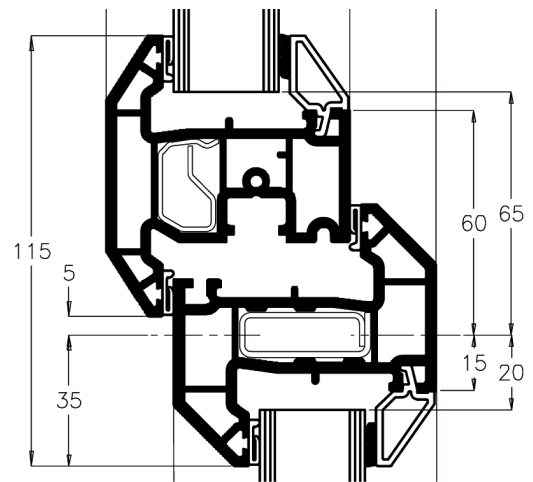
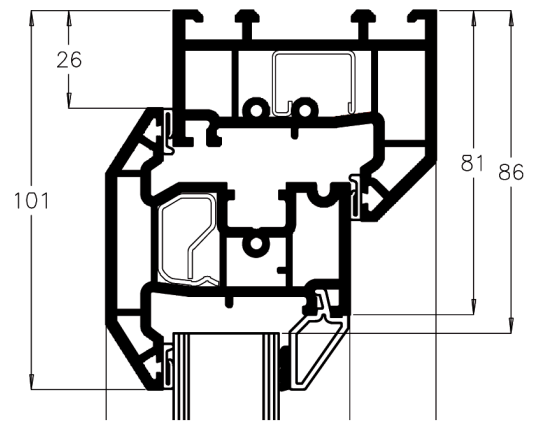
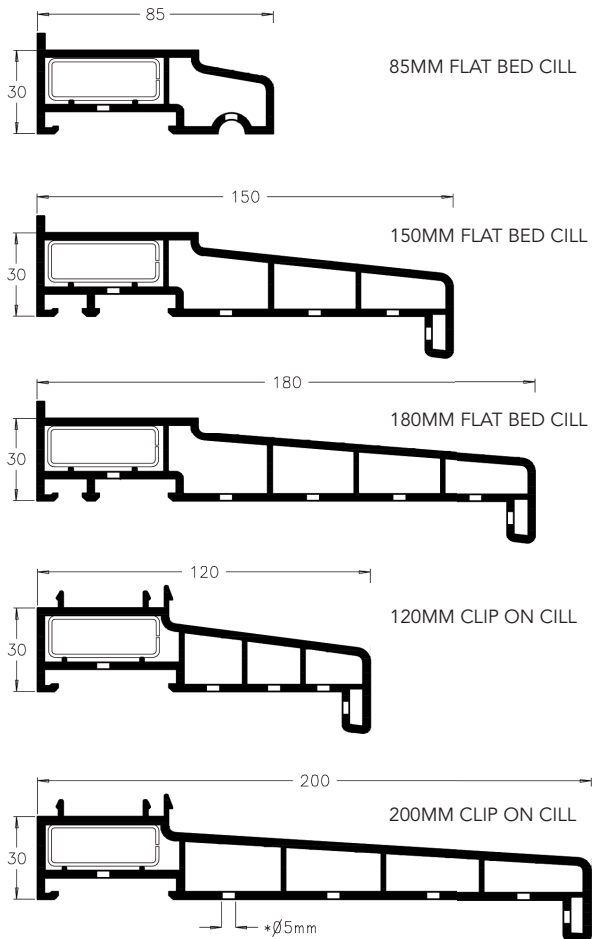
- When specified 2500/5000 trickle vents can be fitted to the top of the window opener (or top of large outer frame)

Accreditations

- BS7412 Weather Performance KM 36014
- PAS24 Enhanced Security KM 36015

ULTIMATE SYSTEM 10 BEVELLED CASEMENT WINDOWS - TYPICAL SECTIONS

Outward opening internally beaded | Bevelled profile | All measurements in mm



160MM CLIP ON CILL SHOWN

Side Hung Sash max width (Mull-Mull)	650mm	Top Hung Sash max width (Mull-Mull)	1450mm
Side Hung Sash max height (Mull-Mull)	1450mm	Top Hung Sash max height (Mull-Mull)	1050mm
		Minimum Fanlight depth (O/Frame-Trans)	329mm

Weight Restrictions

Standard hinges will be changed for heavy duty hinges when the weight of the sash exceeds the limitations of standard hinges.

Using Heavy Duty Hinges

Top Opener Max 1450mm wide x 1550mm high (50kgs)
 Side opener Max 750mm wide x 1450mm high (24kgs)
 (Side Opener Max 900mm wide using DGS Mega Hinge)